

Specification of: DDM 7/7 E6G3309 3F 4P 1V +SCT == 6N02WM



### High performance centrifugal fan DDM

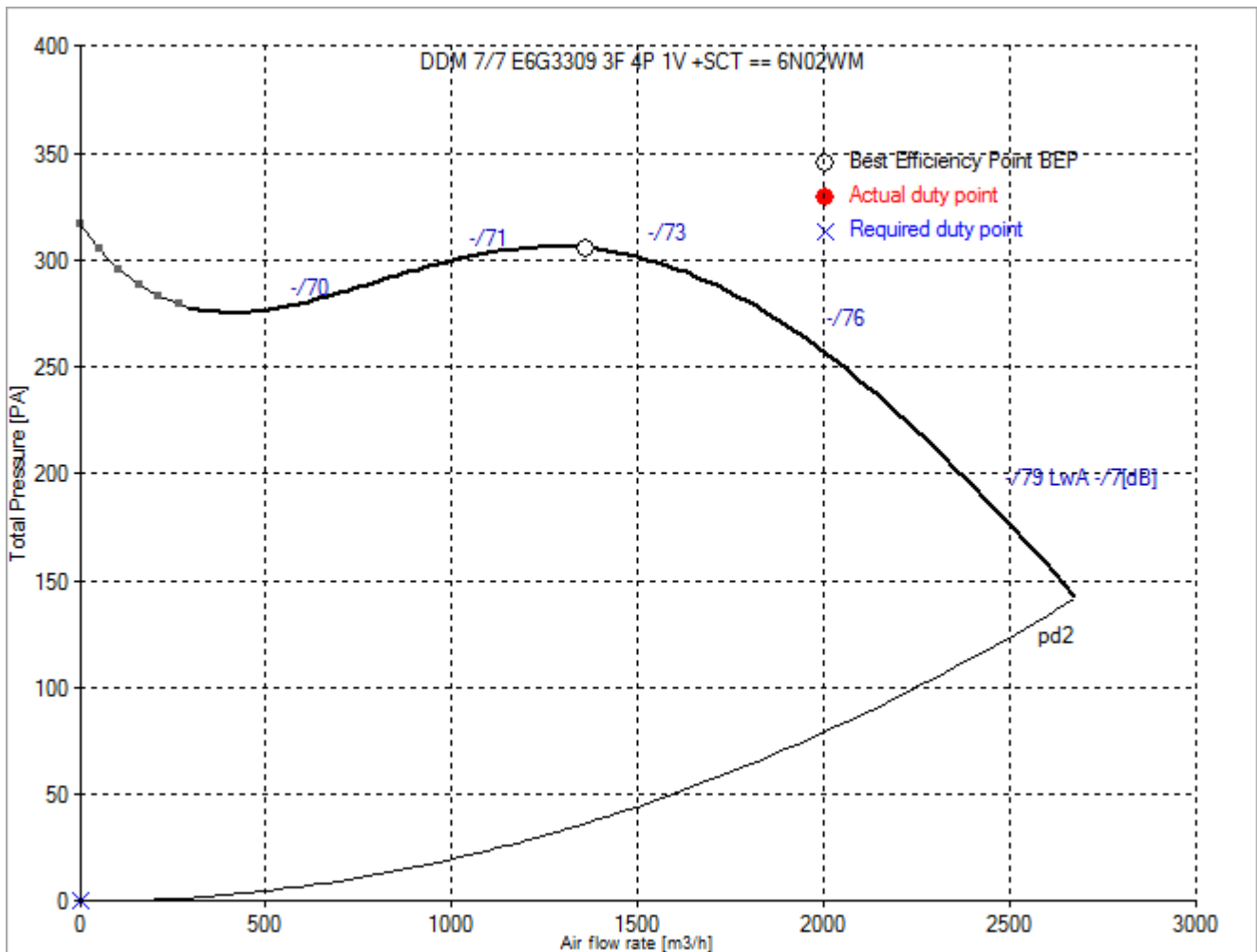
Double width, double inlet (DWDI), direct drive, forward curved blades fan. Lap-jointed scroll made of galvanized steel (EN 10142), assembled through a high-technology roller-locked seaming. Straight cut off plate at fan discharge. Impeller with forward curved blades of galvanized steel plate, directly mounted on a "External Rotor" motor for no transmission losses. Closed (IP 55) frame, three-phase, single speed motor, usable at 400 V, 50 Hz or 60 Hz. With built-in thermal protection device. Maintenance free, integral vibration isolators, self aligning ball bearings. Dynamically balanced according to DIN ISO 21940-11. With mounted terminal box. Air performance ratings according to AMCA 210-99 (Fig. 12), UNI 10531 (Fig 30c and par. 29.2 f) and ISO 5801 (Fig. 69 c and par. 30.2 f).

### Technical data of the fan: DDM 7/7 E6G3309 3F 4P 1V +SCT == 6N02WM

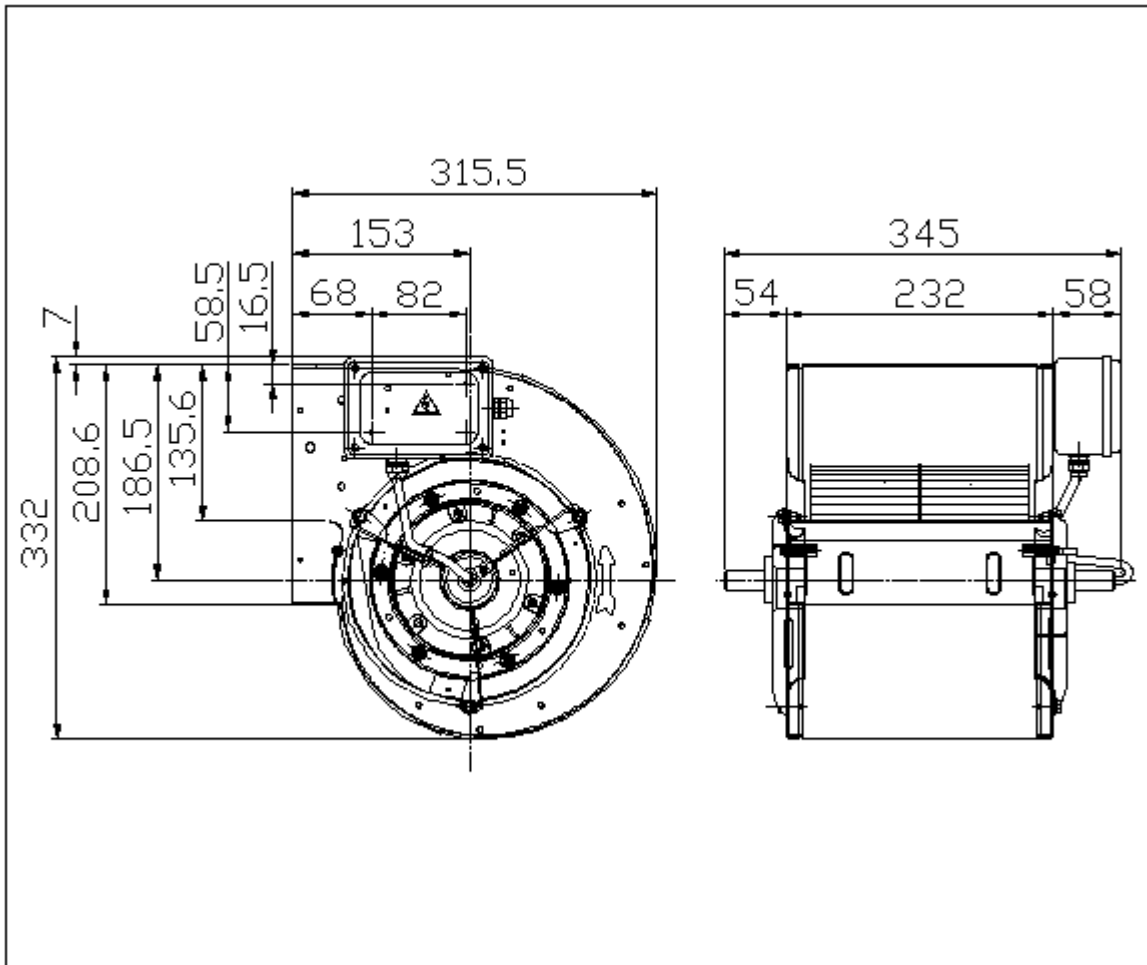
[fulfills the ErP requirements 2015](#)

Description	Value Dimension
<b>Specified duty point</b>	
<b>Actual duty point</b>	
Installation acc. DIN 24163 Part 1	B
Reference density (Rho1)	1.20 kg/m <sup>3</sup>
Medium temperature (t)	20 C
Fan weight	15 kg
<b>Rated data</b>	
Phases-Voltage-Frequency	3~230/400-50 V-Hz
Number of poles:	4
Motor rating (P <sub>N</sub> )	0.3 kW
Rated motor speed (n <sub>N</sub> )	1360 min <sup>-1</sup>
Rated motor current (I <sub>N</sub> )	1,9/1,1 A
<b>operational limits</b>	
Max. absorbed power (P <sub>1max</sub> )	0.576 kW
Temperature range of conveying medium (t <sub>min</sub> ... t <sub>max</sub> )	-20...40 C
<b>ErP-Data at best efficiency and density - kg/m<sup>3</sup></b>	
measurement- / efficiency category	B / total
design status of VSD	without VSD
overall efficiency (ETA <sub>opt</sub> )	41.6 %
achieved efficiency grade (N <sub>ist</sub> )	51.4
required efficiency grade in 2013 / 2015 (N)	42 / 49
Air flow rate (V <sub>opt</sub> )	1377 m <sup>3</sup> /h
pressure rise (dp <sub>opt</sub> )	306 Pa
Fan speed (n <sub>vopt</sub> )	1411 min <sup>-1</sup>
motor power input (P <sub>1opt</sub> )	0.281 kW
specific ratio (d <sub>dpopt</sub> )	1.003

Fan curve to DDM 7/7 E6G3309 3F 4P 1V +SCT == 6N02WM



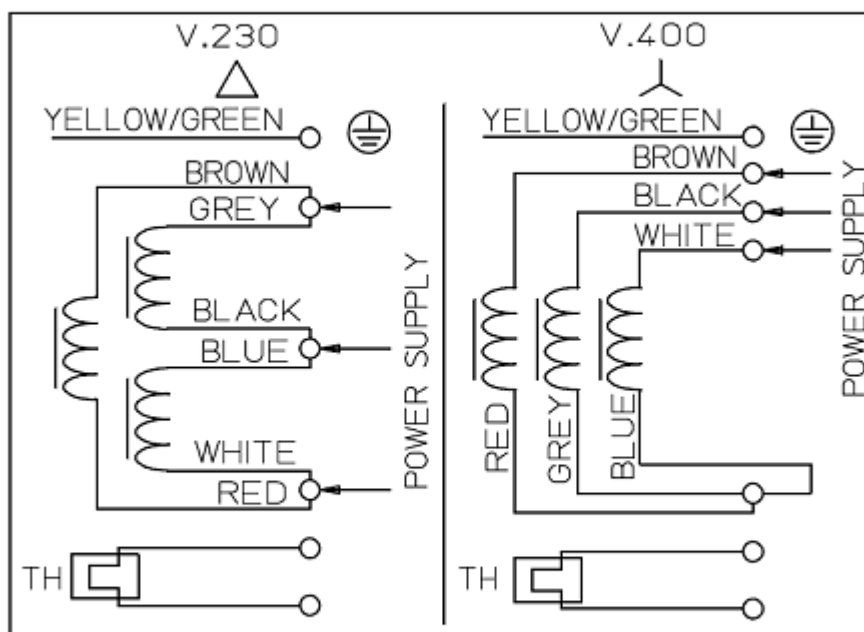
Dimensions to DDM 7/7 E6G3309 3F 4P 1V +SCT == 6N02WM



Rotation:  
Handing:

RD  
90

Wiring diagram of the fan DDM 7/7 E6G3309 3F 4P 1V +SCT == 6N02WM



19-02-2015 78

Wiring diagram for connection to: [mains - terminal box - motor](#)  
 Rotation: [LG](#)